



Kilo: Let's Observe!

— Virtual Project #3 —



NAME: _____

GRADE: _____

SCHOOL: _____

TEACHER: _____

FAVORITE ANIMAL IN HAWAI'I: _____



Don't forget to have the digital copy
of this project ready to go on your
computer.

You'll need it to click on all of the
links to the videos!

www.digitalbus.org



Aloha,

You are about to start a Digital Bus project. Get some colored pencils and make sure your brain is ready to learn!

Have fun and good luck!



my notes... my drawings... my thoughts... my ideas...




Kilo: Let's observe

Part 1



Aloha! My name is Kumu Dav, and I am the Maui Digital Bus teacher.



What is your name?

My name is



It's nice to meet you!



Video 3.1




If you are ready to do a fun project with me, watch this video:

[CLICK HERE](#)

I am ready!





In this project you will learn **to observe!**

Can you trace the word **OBSERVE** in the box?

Don't forget to use colors!

Trace the word: observe

Observe

Can you write it on your own?



To **OBSERVE** means to use your **eyes** to look at something **closely**.




Look at your eyes in a mirror.
What color are they?

Circle your eye color!


Green Blue Brown





Can you draw them?


Draw your eyes




You just observed your eyes!



And you made an **observation** about their color.



An observation is one thing you notice about whatever it is you are observing.



When you are making observations, you are using your eyes to see and your brain to think about what you are noticing!



Hello! I'm a
brain, and I'm super
important!




Can you use your eyes and your brain
to observe **THREE** things that are
around you?



Draw them in the box!

Draw three things you observe





Are you ready for another video?



Video 3.2




Let's find out what you can observe
inside The Digital Bus.

Make sure to pay attention!

[CLICK HERE](#)

**Paying attention means I'm
observing!**



Can you draw one thing you observed
that was inside The Digital Bus?

Draw one thing you observed





There is one thing from this list
that was **NOT** in The Digital Bus.

Did you observe close enough to figure
it out?

What did you NOT observe in The Digital
Bus?

Skull

Something orange

The word: KILO

Sand

Plant

Snake

Book

Spider

Computer

Human



You are getting good at observing and
making observations!



Next time we'll explore what to do
when we can't see the things we wish
to observe because they are too far
away, or they are too little.



A hui hou! See you soon.



You are all done with the PART 1.

Great work!

Let's wait until everyone is ready before continuing to
PART 2




my notes... my drawings... my thoughts... my ideas...



Kilo: Let's observe Part 2



Hi again!
Last time we learned what it means to
observe and to make **observations**.



Can you look **outside** and draw ONE
thing you observe?

Draw one thing you observe outside





Did you observe a tree? Can you trace the word tree?

Trace the word tree.

Tree



Video 3.3



It can be hard to observe things that are far away or if they are very small. Sometimes we need **special tools** that will help us make observations.

Let's go back in The Digital Bus to learn about these tools!

[CLICK HERE](#)



Below are **the three tools** that help us observe things. Can you trace their names?

What is this called?

Binoculars



What is this called?

Magnifying glass



What is this called?

Microscope





The **binoculars** are used to observe things that are far away.



Can you **draw one thing** that you would need binoculars to observe?


Draw one thing you need binoculars to observe:



What is the name of the thing you observed?



The **magnifying glass** is used to observe things that are small.



Can you **draw one thing** that you would need a magnifying glass to observe?

Draw one things you need a magnifying glass to observe:



What is the name of the thing you observed?



The **microscope** is used to observe things that are very small.



Can you **draw one thing** that you would need a microscope to observe?

Draw one thing you need a microscope to observe:




What is the name of the thing you observed?



Great job!




You now know what each of these tools do!



Are you ready to practice using them?!

Wait. I get to use all of these?!



Yes! You will practice observing things that are far away and observing things that are very small!

COOL!!!



Video 3.4



But first you have to learn how to use each of them!

It's time for another video.

[CLICK HERE](#)



PART 2 isn't done yet! Listen to your teacher, they
will help you practice using these special tools!

Let's wait until everyone is ready before starting
PART 3!



my notes... my drawings... my thoughts... my ideas...



Kilo: Let's observe

Part 3



I hope you had fun observing many different things with those special tools!



Can you trace two things you observed using the binoculars?

Trace two things you observed using the binoculars



Tree
Bird
Mountain
House
Cloud






I love observing animals using the binoculars! **What about you?**



In a complete sentence, tell your teacher your favorite thing that you observed with binoculars!





Can you trace two things you observed using the magnifying glass?


Trace two things you observed using the magnifying glass



Leaf
Flower
Feather
Insect
Dirt



I really like observing flowers using the magnifying glass!



In a complete sentence, tell a friend your favorite thing that you observed with the magnifying glass!




Can you trace two things you observed using the microscope?


Trace two things you observed using the microscope




Sand
Bug
Finger
Plant
Shirt




Sand is my favorite thing to observe using the microscope!



In a complete sentence, tell the class your favorite thing that you observed with the microscope!




Let's see how much you remember!



You want to go whale watching, what tool do you bring to help you observe the whales?

Tool for observing whales

Binoculars
Magnifying glass
Microscope




You go the forest with your uncle, what tool do you bring to help you observe the ants?

Tool for observing ants

Binoculars
Magnifying glass
Microscope







You bring red sand back to your classroom, what tool can you use to help you observe it?

Tool for observing sand


Binoculars

Magnifying glass

Microscope




Great job!



Can you draw **your favorite thing** that you observed?

Draw your favorite thing you observed





One last question!

In a complete sentence, tell your class what your favorite tool for observing is!

Can you write its name all by yourself?

Your favorite tool for observing





You finished the project!

Congratulations



Video 3.5



Here is one last video for you!

[CLICK HERE](#)

A hui hou!

See you next time,
Kumu Dav



The mission of The Digital Bus is to encourage interest in science and technology among the underrepresented student populations in grades K-12. Currently operated by The Maui Economic Development Board (MEDB), a non-profit 501(c)3, The Digital Bus program serves as part of the organization's educational outreach goal to expand the next generation of leaders and scientists capable of developing and supporting critical technologies for the future. We offer a state of the art mobile learning platform, field-based science projects, and interactive virtual lessons to K-12 students that incorporate technology & culture.

This hardcopy workbook is designed to be used in tandem with the digital version, which allows access to video and resource links.

Please feel to contact us with any questions:

Dav Yuan

Education Coordinator

The Maui Digital Bus

Phone: 808.868.1524

Email: dyuan@digitalbus.org

www.digitalbus.org

